

01

Tomar referencia

Utilice un anillo de referencia



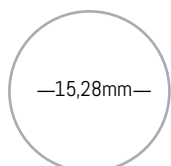
—14,64mm—

Talla 6



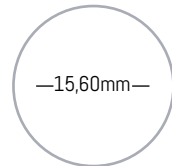
—14,96mm—

Talla 7



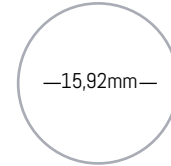
—15,28mm—

Talla 8



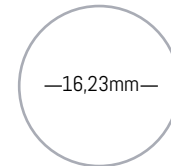
—15,60mm—

Talla 9



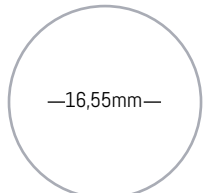
—15,92mm—

Talla 10



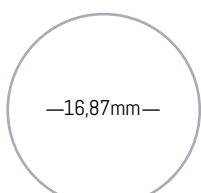
—16,23mm—

Talla 11



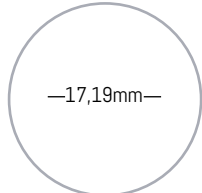
—16,55mm—

Talla 12



—16,87mm—

Talla 13



—17,19mm—

Talla 14



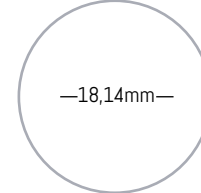
—17,51mm—

Talla 15



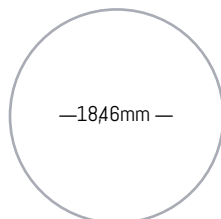
—17,83mm—

Talla 16



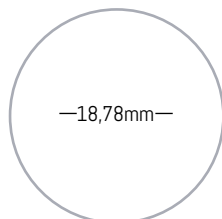
—18,14mm—

Talla 17



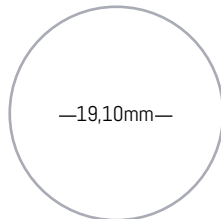
—18,46mm—

Talla 18



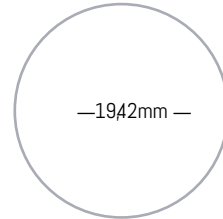
—18,78mm—

Talla 19



—19,10mm—

Talla 20



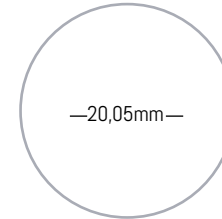
—19,42mm—

Talla 21



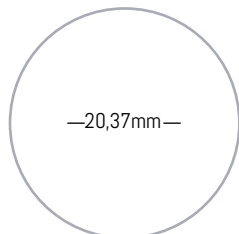
—19,74mm—

Talla 22



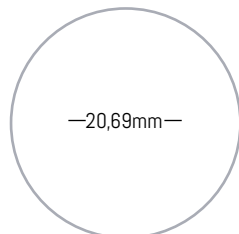
—20,05mm—

Talla 23



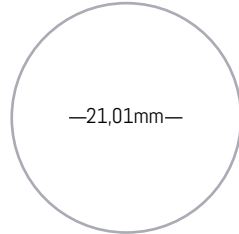
—20,37mm—

Talla 24



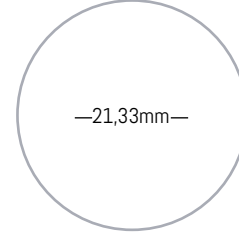
—20,69mm—

Talla 25



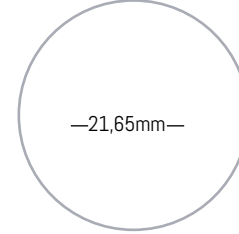
—21,01mm—

Talla 26



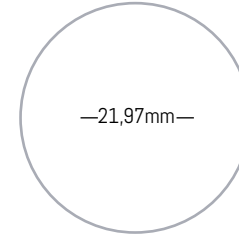
—21,33mm—

Talla 27



—21,65mm—

Talla 28



—21,97mm—

Talla 29

02

Medir diámetro

Mida el interior del anillo en una superficie plana

03

Buscar en la guía

Busque en la siguiente guía la talla obtenida